




# Food Toppers and Flags

Toppers: Print on thick paper, trim and tape to a toothpick.

Flags: Print on sticker paper, cut and fold on dashed line and attach to a toothpick or straw.

Use these to write your child's name / birthday age / food item or even punch a hole, and add a message to attach to goodie bags with a ribbon.



**Juice / Water Bottle Labels**

Print on sticker paper or glossy paper that won't allow the condensation from the cold juice or water to dissolve the label.



**Thank You Cards**

Print on thick paper and write a special personalised message on the back or  
Print on sticker paper and stick it to a goodie bag / thank you parcel.

